Directional Signage Illuminated

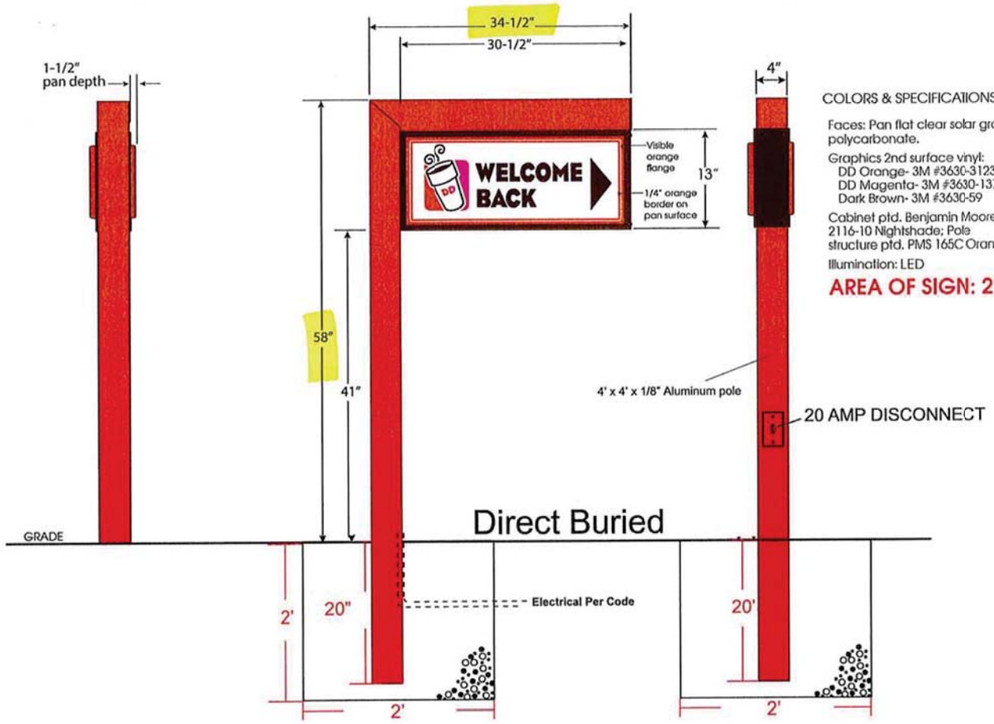

COLORS & SPECIFICATIONS:

Faces: Pan flat clear solar grade polycarbonate.

Graphics 2nd surface vinyl:
DD Orange- 3M #3630-3123
DD Magenta- 3M #3630-1379
Dark Brown- 3M #3630-59

Cabinet ptd. Benjamin Moore 2116-10 Nightshade; Pole structure ptd. PMS 165C Orange

Illumination: LED

AREA OF SIGN: 2.75 SQ. FT.

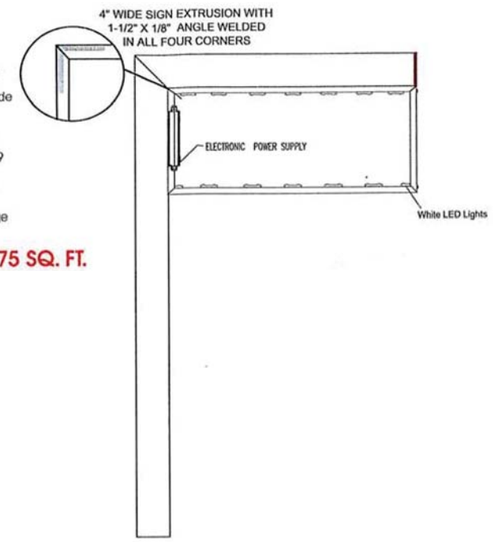

END MOLDING REMOVABLE
FOR SERVICE & FACE INSTALLATION
#12 x 1" S.S. SCREWED
INTO ALUMINUM,
(1/8" THK MIN)
(TYP, BOTH SIDES)

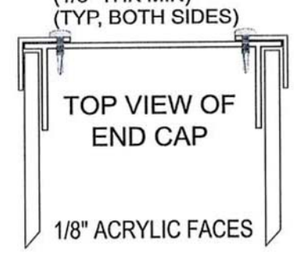

2500 PSI CONCRETE

FACE OPTIONS:

ENGINEER NOTES:

1. THIS SYSTEM HAS BEEN DESIGNED AND SHALL BE FABRICATED IN ACCORDANCE WITH THE REQUIREMENTS OF THE FLORIDA BUILDING CODE 5TH EDITION (2014).
2. DESIGN BASED ON ASCE 7-10 USING V(ult) = _____MPH, V(asd) = _____ MPH EXPOSURE 'C', RISK CATEGORY I, USING THE 'SOLID FREESTANDING WALLS AND SOLID FREESTANDING SIGNS METHOD'. 0% OPEN USED IN CALCULATIONS. (V/asd=V/ult *√0.6)
3. ALL ALUMINUM POST MEMBERS SHALL BE ALUMINUM ALLOY TYPE 6063-T6 MIN.
4. ALL STEEL POST MEMBERS SHALL BE A36 MIN.
5. ALL CONCRETE SHALL HAVE A MINIMUM COMPRESSIVE STRENGTH OF 3000 PSI AND INCLUDE 0.18% BY VOLUME OF FIBER MESH ADDITIVE
6. STEEL REINFORCEMENT: ALL REINFORCEMENT SHALL BE DEFORMED BARS OF INTERMEDIATE GRADE NEW BILLET STEEL CONFORMING TO CURRENT REQUIREMENTS OF ASTM A615, GRADE 60 (U.N.O.), FREE FROM OIL, LOOSE SCALE AND RUST. REINFORCEMENT SHALL BE BENT, LAPPED, PLACED, SUPPORTED AND FASTENED ACCORDING TO THE "ACI DETAILING MANUAL" AND ACI 318. ALL STEEL SHALL BE SECURELY HELD IN PLACE DURING POURING OF CONCRETE. IF REQUIRED, ADDITIONAL BARS SHALL BE PROVIDED BY THE GENERAL CONTRACTOR TO FURNISH SUPPORT FOR ALL BARS. MINIMUM 3" EDGE DISTANCE FROM ANY CONCRETE FACE FOR ALL BARS UNLESS OTHERWISE NOTED IN THE DRAWING.
7. INTEGRITY AND CERTIFICATION OF THE ATTACHMENT OF THE SIGN TO THE FRAMING SHALL BE BY THE MANUFACTURER
8. SEAL AFFIXED HERETO VALIDATES STRUCTURAL DESIGN AS SHOWN ONLY. USE OF THIS SPECIFICATION BY CONTRACTOR, et. al. INDEMNIFIES & SAVES HARMLESS THIS ENGINEER FOR ALL COST & DAMAGES INCLUDING LEGAL FEES & APPELLATE FEES RESULTING FROM MATERIAL FABRICATION, SYSTEM ERECTION, CONSTRUCTION PRACTICES BEYOND THAT WHICH IS CALLED FOR BY LOCAL, STATE, & FEDERAL CODES & FROM DEVIATIONS OF THIS PLAN.
9. THIS DOCUMENT IS GENERIC AND DOES NOT PERTAIN TO ANY SPECIFIC PROJECT SITE. INFORMATION CONTAINED HEREIN IS BASED ON CONTRACTOR-SUPPLIED DATA AND MEASUREMENTS. ENGINEERING EXPRESS SHALL NOT BE HELD RESPONSIBLE OR LIABLE IN ANY WAY FOR ERRONEOUS OR INACCURATE DATA OR MEASUREMENTS. DIMENSIONS ARE SHOWN TO ILLUSTRATE DESIGN FORCES AND OTHER DESIGN CRITERIA. THEY MAY VARY SLIGHTLY, BUT MUST REMAIN WITHIN THE LIMITATIONS SPECIFIED HEREIN. WORK SHALL BE FIELD VERIFIED BY OTHERS PRIOR TO CONSTRUCTION. ENGINEERING EXPRESS SHALL BE NOTIFIED AND GIVEN AN OPPORTUNITY TO REEVALUATE OUR WORK UPON DISCOVERY OF ANY INACCURATE INFORMATION PRIOR TO MODIFICATION OF EXISTING FIELD CONDITIONS AND FABRICATION AND INSTALLATION OF MATERIALS. ALTERATIONS OR ADDITIONS TO THIS DOCUMENT ARE NOT PERMITTED AND INVALIDATE OUR CERTIFICATION.
10. EXCEPT AS EXPRESSLY PROVIDED HEREIN, NO ADDITIONAL CERTIFICATIONS OR AFFIRMATIONS ARE INTENDED.

ENGINEERING EXPRESS®
CORPORATE OFFICE:
160 SW 12th AVE, SUITE 106
DEERFIELD BEACH, FL 33442
P: (954) 354-0660 F: (954) 354-0443
E: HELLO@ENGINEERINGEXPRESS.COM
ENGINEERINGEXPRESS.COM
CERT OF AUTH #9885

VALID FOR 1 PERMIT ONLY U.N.O.
VALID ONLY WITH ORIGINAL ENGINEER SEAL

GORDON M DIBATTISTO, PE
PE# 82328
FL

ELECTRICAL NOTES ILLUMINATED CABINETS

Primary wire size - #12 THWN
Disconnect switch - at base of sign, 20 amp single pole, timeclock at panel room
Maximum load - 16 amps 120 volts per circuit maximum circuit size 20 amps per NEC 600-6A

Conduit - minimum 1/2"
Total sign load - 2 amps 120 volts
Total sign circuits - 1
All components shall be U.L. approved
Ballasts shall have independent U.L. approval (fused where required)
All installations shall be in compliance with N.E.C. and state, county, or local codes
All signs shall be bonded to building equipment bonding conductor per N.E.C. 250

KEMP SIGNS AND SERVICE
1740 HILL AVENUE
WEST PALM BEACH, FL.
33407
561-840-6382
(FAX) 561-840-6385

CUSTOMER:
DUNKIN DONUTS
722 US-1
TEQUESTA, FL 33469

SALES PERSON:

DRAWN BY: RYAN PARENTE
SCALE: AS NOTED

DATE DRAWN:
09.01.17

COPYRIGHT 2016 BY KEMP SIGN & SERVICE. ALL RIGHTS RESERVED

ALL ELECTRICAL TO BE U.L. LISTED COMPONENTS AND SHALL MEET ALL N.E.C. STANDARDS

REVISION:
#1 00.00.00
#1 00.00.00
#1 00.00.00
#1 00.00.00

CUSTOMER APPROVAL: [X] _____ DATE: [X] _____